



# Caledonian

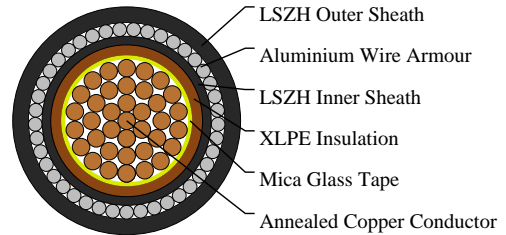

FIREFLIX Fire Resistant Power & Control Cables

www.caledonian-cables.com

marketing@caledonian-cables.com

## 600/1000V Mica+XLPE Insulated, LSZH Sheathed,Armoured Power Cables to IEC 60502-1 (1C120)

FFX300 1mRZ1MAZ1-R (CU/MGT+XLPE/LSZH/AWA/LSZH 600/1000V Class 2)



### APPLICATIONS

The cables are mainly used in power stations, mass transit underground passenger systems, airports, petrochemical plants, hotels, hospitals and high-rise buildings

### STANDARDS

Basic design adapted from IEC 60502-1

### FIRE PERFORMANCE

Circuit Integrity	IEC 60331-21; BS 6387; BS 8491
Flame Retardance (Single vertical wire or cable test)	IEC 60332-1-2; EN 60332-1-2
Reduced Fire Propagation (Vertically-mounted bundled wires & cables test)	IEC 60332-3-24; EN 60332-3-24
Halogen Free	IEC 60754-1; EN 50267-2-1
No Corrosive Gas Emission	IEC 60754-2; EN 50267-2-2
Minimum Smoke Emission	IEC 61034-2; EN 61034-2

### VOLTAGE RATING

600/1000V

### CABLE CONSTRUCTION

Conductor: The conductors shall be class 2 plain or metal-coated annealed copper in accordance with IEC60228. Class 1 and class 5 conductor can be offered as option.

Fire Barrier: Mica glass tape.

Insulation: Thermosetting XLPE compound as per IEC 60502-1.

Inner Covering Option: Thermoplastic halogen free compound ST8 as per IEC 60502-1.

Armouring: Aluminium wire.

Outer Sheath: Thermoplastic halogen free compound ST8 as per IEC 60502-1.

Outer Sheath Option: UV resistance, hydrocarbon resistance, oil resistance, anti-rodent and anti-termite properties can be offered as option.

### COLOUR CODE



# Caledonian

## FIREFLIX Fire Resistant Power & Control Cables

www.caledonian-cables.com

marketing@caledonian-cables.com

Insulation Colour:Brown or blue; other colours can be offered upon request.

Sheath Colour:Black; other colours can be offered upon request.

### PHYSICAL AND THERMAL PROPERTIES

Maximum temperature range during operation:90°C

Maximum short circuit temperature (5 Seconds):250°C

Minimum bending radius: 6 × Overall Diameter

### DIMENSION AND PARAMETERS

No. of Cores × Cross-sectional Area	Conductor Class	Nominal Insulation Thickness	Nominal Thickness of Inner Covering	Nominal Sheath Thickness	Nominal Aluminum Wire Armour Diameter	Approx. Overall Diameter	Approx. Weight
No.×mm <sup>2</sup>		mm	mm	mm	mm	mm	kg/km
1x120	2	1.2	1.0	1.8	1.6	26.8	1840

Current-Carrying Capacities (Amp) according to Current-Carrying Capacities (Amp) according to BS 7671:2008 table 4E3A

Conductor Cross-sectional Area	Ref. Method C 2 cables, 1-phase a.c. or d.c. flat and touching	Ref. Method C 3/4 cables, 3-phase a.c. flat and touching or trefoil	Ref. Method F 2 cables, 1- phase a.c. or d.c. flat	Ref. Method F 3 cables, 3-phase a.c. flat	Ref. Method F 3 cables, 3-phase a.c. trefoil	Ref. Method F Spaced by on cable diameter 2 cables, d.c. Horizontal	Ref. Method F Spaced by on cable diameter 2 cables, d.c. Vertical	Ref. Method F Spaced by on cable diameter 2 cables, 1- phase a.c. Horizontal	Ref. Method F Spaced by on cable diameter 2 cables, 1-phase a.c. Vertical	Ref. Method F Spaced by on cable diameter 3/4 cables, 3-phase a.c. Horizontal	Ref. Method F Spaced by on cable diameter 3/4 cables, 3-phase a.c. Vertical
mm <sup>2</sup>	A	A	A	A	A	A	A	A	A	A	A
120	425	383	449	405	402	519	497	504	477	485	449

Voltage Drop (Per Amp Per Meter) according to Voltage Drop (Per Amp Per Meter) according to BS 7671:2008 table 4E3B

Conductor Cross-sectional Area	2 cables d.c.	Ref. Methods C,F 2 cables, 1-phase a.c. (Cables touching)	Ref. Methods C,F 2 cables, 1-phase a.c. (Cables spaced)	Ref. Methods C,F 3 or 4 cables, 3- phase a.c. (Cables touching,Trefoil)	Ref. Methods C,F 3 or 4 cables, 3- phase a.c. (Cables touching,Flat)	Ref. Methods C,F 3 or 4 cables, 3- phase a.c. (Cables spaced,Flat)
mm <sup>2</sup>	mV/A/m	mV/A/m	mV/A/m	mV/A/m	mV/A/m	mV/A/m
120	0.39	r:0.41 x:0.190 z:0.45	r:0.43 x:0.27 z:0.51	r:0.35 x:0.165 z:0.39	r:0.38 x:0.34 z:0.44	r:0.41 x:0.30 z:0.51



# Caledonian

## FIREFLIX Fire Resistant Power & Control Cables

[www.caledonian-cables.com](http://www.caledonian-cables.com)

[marketing@caledonian-cables.com](mailto:marketing@caledonian-cables.com)



Rated voltage




Circuit Integrity  
IEC 60331-21/BS6387/BS 8491



Flame Retardancy  
BS/EN/IEC 60332-1-2



Flame Retardancy  
BS/EN/IEC 60332-3-24



Halogen Free  
IEC 60754-1



IEC60502-1



Low Corrosivity  
IEC 60754-2



Low Smoke Emission  
IEC 61034-2